

SalvisLab Cleaners –
Quiet and Efficient - Typical Swiss Precision



swiss made +

salvisLAB

Laboratory glassware cleaner

SalvisLab SC 1160

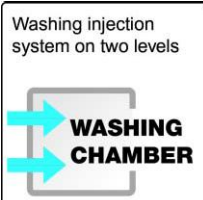
16A01050

The laboratory glassware cleaner is designed as built-in under sink or as free standing model. Efficient washing with jet pipe racks on two levels at the same time is possible.



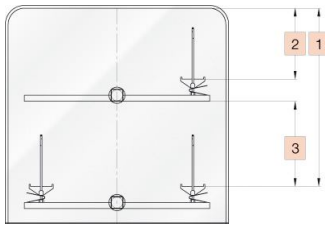
■ Accessories

Stand with boiler to preheat DI water, which reduces the washing time.



■ Key features

- LCD display
- 20 basic and 20 customisable washing programs for laboratory glassware
- **Washing with jet pipe racks on two levels at the same time**
- Built-in water softener for cold water
- Washing and rinsing temperature are fully adjustable up to +93°C
- Temperature is monitored by two independent probes (PT 1000)
- Serial Interface RS 232
- Telescopic bearing rails
- **Strong washing pump ensures identical spray pressure on both levels**
- Inner and outer chamber, washing arms and tank filters are made of high quality stainless steel
- Triple water filter to protect the washing pump
- Two automatic dosing pumps for liquid detergent
- The baskets and jet pipe racks from SC 1160 are fully interchangeable with our models SCD 1160, SCD 1190 and SD 1060



1. 440 mm
2. 170 mm
3. 210 mm

■ Connections

Power connection	400 V / 3 Ph / 50Hz
Power total	5600 W
Noise emission	53 dB(A)
Permitted room temperature min./max.	+5°C to +40°C

■ Optional

- Additional liquid dosing pump
- Viewing window in door
- Booster pump for DI water

Laboratory glassware cleaner

SalvisLab SCD 1160

16A01051

The laboratory glassware cleaner and air jet drying system is designed as built-in under sink or as free standing model. Simultaneous washing or drying on two levels with jet pipe racks is possible.



■ Accessories

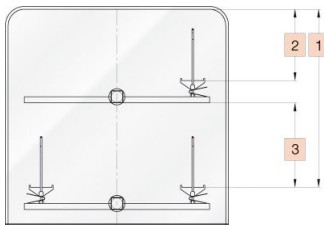
Stand with boiler to preheat DI water, which reduces the washing time.

washing injection system and air drying on two levels



■ Key features

- LCD display
- 20 basic and 20 customisable washing programs for laboratory glassware
- **Washing or drying with jet pipe racks on two levels at the same time**
- Filtered air for jet pipe drying (Airfilter Class 5F)
- Built-in water softener for cold water
- Steam condenser
- Washing and rinsing temperature are fully adjustable up to +93°C
- Temperature is monitored by two independent probes (PT 1000)
- Serial interface RS 232
- Telescopic bearing rails
- **Strong washing pump ensures identical spray pressure on both levels**
- Inner and outer chamber, washing arms and tank filters are made of high quality stainless steel
- Triple water filter to protect the washing pump
- Two automatic dosing pumps for liquid detergent
- The baskets and jet pipe racks from SCD 1160 are fully interchangeable with our models SC 1160, SCD 1190 and SD 1060



1. 440 mm
2. 170 mm
3. 210 mm

■ Connections

Power connection	400 V / 3 Ph / 50Hz
Power total	5600 W
Noise emission	56 dB(A)
Permitted room temperature min./max.	+5°C to +40°C
Air capacity of dryer	150 m ³ /h
Power rating dryer	1400 W

■ Optional

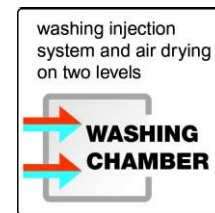
- Additional liquid dosing pump
- Viewing window in door
- HEPA (H14) airfilter
- Booster pump for DI water

Laboratory glassware cleaner

SalvisLab SCD 1190

16A01052

The laboratory glassware cleaner and air jet drying system which includes a storage compartment for liquid detergent is designed as built-in under sink or as free standing model. Simultaneous washing or drying on two levels with jet pipe racks is possible.



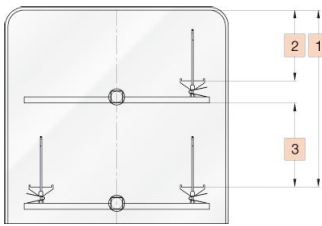
■ Accessories

Stand with boiler to pre-heat DI water, which reduces the washing time.



■ Key features

- LCD display
- 20 basic and 20 customisable washing programs for laboratory glassware
- **Integrated storage compartment for liquid detergent**
- **Washing or drying with jet pipe racks on two levels at the same time**
- **Filtered air with forced jet pipe drying (Airfilter Class 5F)**
- Built-in water softener for cold water
- Steam condenser
- Washing and rinsing temperature are fully adjustable up to +93°C
- Temperature is monitored by two independent probes (PT 1000)
- Serial Interface RS 232
- Telescopic bearing rails
- **Strong washing pump ensures identical spray pressure on both levels**
- Inner and outer chamber, washing arms and tank filters made of high quality stainless steel
- Triple water filter to protect the washing pump
- Two automatic dosing pumps for liquid detergent
- The baskets and jet pipe racks from SCD 1190 are fully interchangeable with our models SC 1160, SCD 1160 and SD 1060



1. 440 mm
2. 170 mm
3. 210 mm

■ Connections

Power connection	400 V / 3 Ph / 50Hz
Power total	5600 W
Noise emission	56 dB(A)
Permitted room temperature min./max.	+5°C to +40°C
Air capacity of dryer	150 m ³ /h
Power rating dryer	2000 W

■ Optional

- Additional liquid dosing pump
- Viewing window in door
- HEPA (H14) airfilter
- Built-in printer
- Booster pump for DI water

Laboratory glassware dryer

SalvisLab SD 1060

16A01070

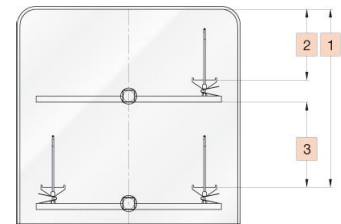
The laboratory glassware dryer is designed as built-in under sink or as free standing model. It is an ideal completion with the SC 1160.

■ Key features

- LED display
- Editable air drying programs
- **Drying with jet pipe racks on two levels at the same time**
- Jet drying with filtered air pressure (Airfilter Class 5F)
- Two heating elements with 750 W each
- Temperature is monitored by two independent probes (PT 1000)
- Serial Interface RS 232
- Telescopic bearing rails
- Inner and outer chamber are made of high quality stainless steel
- The baskets and jet pipe racks from SD 1060 are fully interchangeable with our models SC 1160, SCD 1160 and SCD 1190.

■ Connections


Air exhaust	Ø 60 mm
Power connection	230 V / 50Hz
Power total	2000 W
Noise emission	52 dB(A)
Permitted room temperature min./max.	+5°C to +40°C



1. 440 mm
2. 170 mm
3. 210 mm



Inserts for basic baskets



16F01550

- 1/2 insert with 28 spring hooks for laboratory glassware

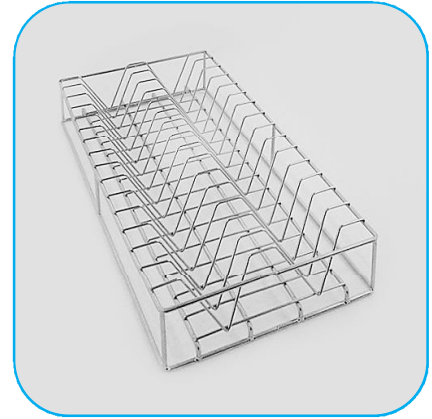


16F01551

- grid basket 120x120x120 mm


16F01552

- cover for grid basket (16F01551)



16F01553

- 1/2 insert for max. 30 petri dishes (for lower basic basket)



16F01554

- grid basket, 1/4 insert (200 mm high)

16F01555

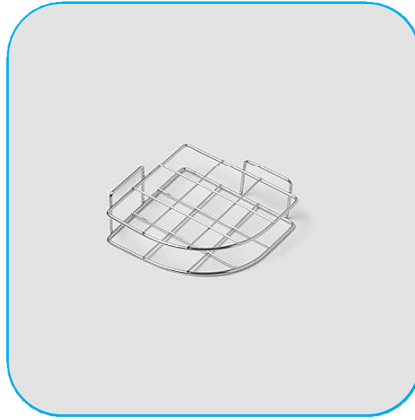
- grid basket, 1/4 insert (100 mm high)

16F01556

- grid basket, 1/4 insert (130 mm high)

16F01557

- cover for 1/4 grid basket



16F01558

- separator for grid basket, 1/4 insert

Accessories

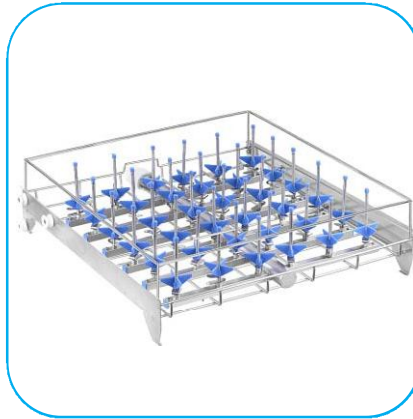
Baskets and jet pipe racks

(compatible with SC 1160, SCD 1160, SCD 1190 and SD 1060 model)




16F01530

- top basic basket with washing arm



16F01500

- top jet pipe rack
36 jets (height 80/110 mm, Ø 6 mm)



16F01505

- top jet pipe rack
25 jets (height 140/170 mm, Ø 6 mm)



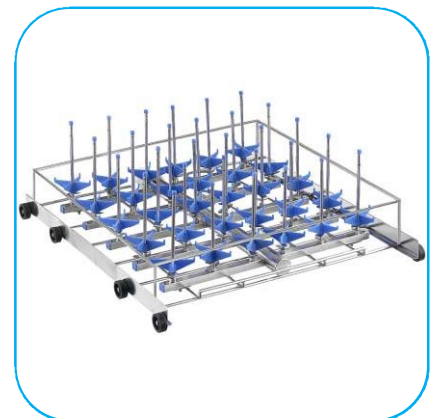
16F01531

- lower basic basket



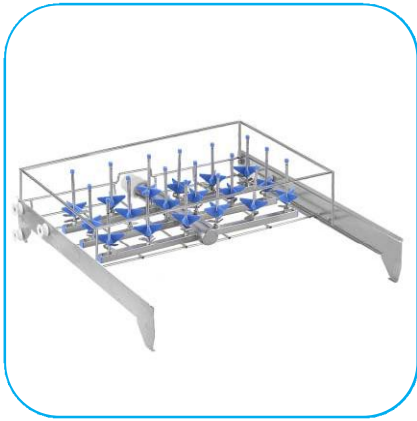
16F01506

- lower jet pipe rack
36 jets (height 75/110 mm, Ø 6 mm)



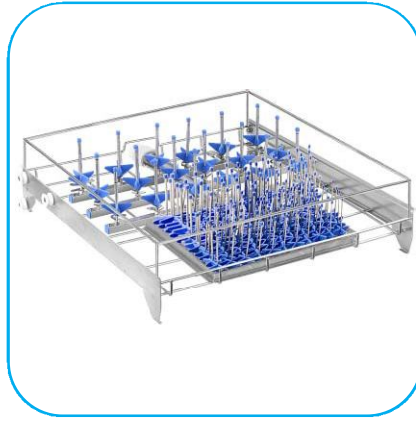
16F01501

- lower jet pipe rack
25 jets (height 140/170 mm, Ø 6 mm)



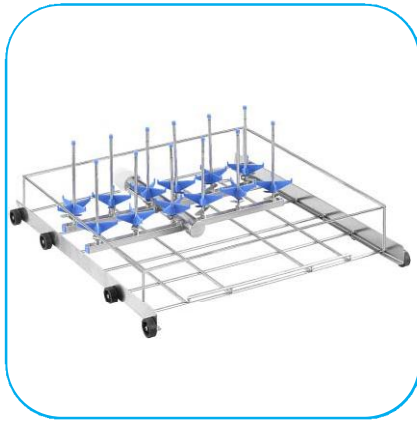
16F01502

- 1/2 top jet pipe rack
18 jets (height 80/110 mm, Ø 6 mm)




16F01503

- top mixed jet pipe rack for centrifuge tubes, vials, test tubes with 121 positions + 18 jet pipes (height 140/170, Ø 6 mm)



16F01504

- lower jet pipe rack
12 jets (height 140/170 mm, Ø 6mm)



16F01533

- lower jet pipe rack with vertical insert for max. 120 pipettes, max. length 440 mm



16F01532

- lower jet pipe rack with 2 cassettes for pipettes, max. length 300 mm

Pictures may not comply with the original

Technical Datas SalvisLab Cleaners

	SC 1160	SCD 1160	SCD 1190	SD 1060
Outside dimensions (WxHxD) mm	600x840x630	600x840x630	900x840x630	600x840x630
Inside dimensions (wxhxd) mm	540x550x510	540x550x510	540x550x510	540x550x510
Chamber volume (l)	171	171	171	171
Loading capacity (l)	151	151	151	151
Material outer housing	DIN 1.4301	DIN 1.4301	DIN 1.4301	DIN 1.4301
Material inner housing	DIN 1.4404	DIN 1.4404	DIN 1.4404	DIN 1.4404
Weight Net/Gross (kg)	65/70	65/70	108/115	66/80
Power data +/- 10% (V/kW)	400/5,6	400/5,6	400/5,6	230/2,0
Water connection ("G)	3/4	3/4	3/4	–
Drain connection Ø (mm)	25	25	25	–
Storage compartment for liquid detergent	no	no	yes	no
Washing/drying programs	20+20	20+20	20+20	2+1
Washing phases per program (max.)	9	9	9	–
Water consumption per washphase (l)	12	12	12	–
Max. wash/drying temperature (°C)	93°C	93°C	93°C	85°C
Dosingpump (optional)	2 (+1)	2 (+1)	2 (+1)	–
Water softener	yes	yes	yes	–
Jet pipe drying	no	yes	yes	yes
Air filter (optional HEPA)	–	class 5F (H14)	class 5F (H14)	class 5F (H14)
Steam condenser	no	yes	yes	no
Heat radiation free standing +/- 100 (W)	330	330	430	380
Noise emission dB(A)	52	56	56	52
Door opening	manual	manual	manual	manual
Recirculation pump capacity (l/min)	400	400	400	–
Recirculation pumpe power (W)	550	550	550	–
Material pump impeller	Ryton	Ryton	Ryton	–
Water heater power (kW)	5.1	5.1	5.1	–
Length of spray arm (mm)	470	470	470	–
Power rating drain pump (W)	70	70	70	–
Power rating dryer heater (kW)	–	1,4	2	1,5
Air capacity of dryer (m³/h)	–	150	150	150

Note: technical data subject to change without prior notice.

swiss made +

salvisLAB

Manufacturer:
 Renggli AG
 Industrie-Ost
 CH-6343 Rotkreuz/Switzerland
 Phone +41 (0)41 798 14 14
 Fax +41 (0)41 798 14 40
 salvislab@renggli.com
 www.salvislab.com